

YODER'S QUALITY BARNES


ESTABLISHED 1999

SHEDS | GARAGES | CARPORTS

10 Year
Warranty!



DELUXE BARN



Deluxe Barn Style Sizes & Pricing				
SIZE	4' walls	5' walls	6' walls	
8x6	\$2,365			
8x8	\$3,135			
8x10	\$3,625			
8x12	\$3,915	\$4,125 w/6' loft		
10x12	\$4,345 w/6' loft	\$4,570 w/6' loft	\$4,970 w/6' loft	
10x16	\$5,265 w/8' loft	\$5,625 w/8' loft	\$6,190 w/8' loft	
12x12	\$5,050 w/6' loft	\$5,630 w/6' loft	\$6,105 w/6' loft	
12x16	\$6,245 w/8' loft	\$6,830 w/10' loft	\$7,275 w/10' loft	
12x20	\$7,105 w/10' loft	\$8,145 w/10' loft	\$9,190 w/12' loft	
12x24	\$8,145 w/10' loft	\$9,245 w/12' loft	\$10,345 w/16' loft	
SIZE	6' walls	7' walls	8' walls	
14x16 *	w/10' loft \$10,165	\$10,560	\$10,975	
14x20 *	w/12' loft \$12,680	\$13,085	\$13,570	
14x24 *	w/16' loft \$15,015	\$15,495	\$15,960	
16x20 *	w/12' loft \$14,510	\$14,950	\$15,495	
16x24 *	w/16' loft \$16,630	\$17,160	\$17,785	

* Built on site

LOFTS

Our roof design creates a more spacious loft for storage.



- Our 12', 14' and 16' wide buildings floors are full width.
- In-loft height of 5'-7'
- Loft in 12' wide building shown at left

STANDARD BARN



Standard Barn Style Sizes & Pricing

SIZE	4' walls	5' walls	6' walls
8x6	\$2,225		
8x8	\$2,745		
8x10	\$3,185		
8x12	\$3,445	\$3,630 w/6' loft	
10x12	\$3,810 w/4' loft	\$4,005 w/6' loft	\$4,355 w/6' loft
10x16	\$4,660 w/8' loft	\$4,995 w/8' loft	\$5,485 w/8' loft
12x12	\$4,515 w/6' loft	\$5,040 w/6' loft	\$5,465 w/6' loft
12x16	\$5,650 w/8' loft	\$6,190 w/10' loft	\$6,585 w/10' loft
12x20	\$6,505 w/8' loft	\$7,295 w/12' loft	\$8,135 w/12' loft
12x24	\$7,535 w/8' loft	\$8,685 w/16' loft	\$9,570 w/16' loft

A-FRAME



A-Frame Style Sizes & Pricing

8x6	\$2,450
8x8	\$3,005
8x10	\$3,440
8x12	\$3,750
10x12	\$4,325
10x16	\$5,165
12x12	\$5,145
12x16	\$6,200
12x20	\$7,395
12x24	\$8,595
14x20	\$8,580
14x24	\$9,945
16x20 *	\$11,040
16x24 *	\$12,625

* Built on site



- Door placement on end or side at no extra charge.

PREMIUM A-FRAME



12x20 Premium A-Frame w/8' Wall & 12' Dormer

- 8' wall on 10'–16' wide sheds
- 7' wall on 8' wide sheds
- 6" overhangs, 8/12 pitch roof, 6" roof trim standard
- 8' dormer available on 12x16 or larger
- 12' dormer available on 12x20 or larger

Premium A-Frame Style Sizes & Pricing

8x6	\$2,930
8x8	\$3,560
8x10	\$4,050
8x12	\$4,455
10x12	\$5,165
10x16	\$6,025
10x20	\$7,400
12x12	\$6,120
12x16	\$7,380
12x20	\$8,785
12x24	\$10,195
12x28 *	\$11,615
12x32 *	\$12,665
14x16 *	\$9,240
14x20 *	\$11,175
14x24 *	\$12,935
14x28 *	\$14,895
14x32 *	\$16,440
16x20 *	\$12,810
16x24 *	\$14,660
16x28 *	\$16,440
16x32 *	\$17,920
8' Dormer	\$1,750
12' Dormer	\$2,000

* Built on site

STUDIO



10x16 Studio


Studio Style Sizes & Pricing

10x12	\$5,310
10x16	\$6,035
10x20	\$7,200
12x12	\$5,475
12x16	\$7,190
12x20	\$8,915
12x24	\$10,670
12x28 *	\$13,305
12x32 *	\$14,590

* Built on site

- 16" front overhang and 6" overhang on 3 other sides

COTTAGE



Standard 20" overhang shown above. ↑

4' overhang package shown at right. →

Cottage Style Sizes & Pricing

SIZE	OPTION PACKAGES			
	20" overhang	4' overhang w/posts	4' overhang w/post, deck	4' overhang post, deck rail, pickets
8x10	\$3,935	\$605	\$965	\$1,360
8x12	\$4,395	\$655	\$1,135	\$1,645
10x12	\$5,310	\$655	\$1,135	\$1,645
10x16	\$6,035	\$890	\$1,530	\$2,265
12x12	\$5,475	\$655	\$1,135	\$1,645
12x16	\$7,190	\$890	\$1,530	\$2,265
12x20	\$8,915	\$1,085	\$1,195	\$3,065
12x24	\$10,670	\$1,335	\$2,405	\$3,795



GARAGE



Garage Sizes & Pricing

12x20	\$9,385
12x24	\$10,680
12x28 *	\$13,270
12x32 *	\$14,304
14x20	\$10,650
14x24	\$12,125
14x28 *	\$14,504
14x32 *	\$15,680
16x20 *	\$13,190
16x24 *	\$14,885
16x28 *	\$16,350
16x32 *	\$17,530

* Built on site

GARAGE PRICES INCLUDE

- 8' Walls
- 9x7 Garage Door or Roll-up with aluminum diamond thresholds
- 3' Entry Door with no rot jambs
- (1) 2x3 Single Hung Window

PERMANENT GARAGES



*We also specialize
in building garages.*



*We start by pouring a concrete
footer and floor, then build your
structure on site.*

PERMANENT GARAGES



We custom build your garage to be used for protecting your ride, as a workshop, or as a recreational space.



We plan the structure with you, and offer a variety of options such as: different wall heights, siding and trim, overhangs, colors, attic space, etc.

As always, we build your structure to fit your needs.



OPTIONS

WINDOWS

12"x12"	4 Lite	\$55
14"x21"	single hung	\$65
18"x28"	single hung	\$75
24"x36"	single hung	\$85
Transom	24", 30", 36"	\$75
24"x36"	vinyl insulated	\$190
Window Trim		\$40

VENTS

8"x8"	\$40
12"x12"	\$45
Ridge vent per 4'	\$50
SHELVES	
2'x8'	\$60
2'x10'	\$70
2'x12'	\$80

OTHER AVAILABLE OPTIONS

Over Hang - (Deluxe Style only)	\$150
Loft Door	\$150
Loft Door Trim	\$75
Loft Ladder	\$90
Shutters	\$65
Flower Box	\$65
Vinyl siding	30% additional
Lean-to	available
Concrete floors	appr. \$9.00/ft ² (\$2,000 min)



4 hole Nesting Box

CHICKEN NESTING BOX PACKAGE

With outside access door	
4 Hole	\$460
6 Hole	\$500

Wood Door trim styles: (no extra charge)



Crossbuck



Craftman



Simple

DOORS

Single Wood Door	\$150
Double Wood Doors	\$250
Double Metal or Vinyl Doors	\$550
3' Entry Door (6 panel)	\$475
3' Entry Door w/9 Lite Window	\$560
Garage or Roll-up Door	
6x7	\$900
7x7	\$1,000
8x7	\$1,100
9x7	\$1,200
When replacing wood doors subtract \$250	



Double Metal Doors



8x7 Garage Door



3' Entry Door (6 panel)

Ask us how we can customize your building.

Features such as wiring, air conditioning, insulation and wall board are all possibilities to make your studio or workshop exactly how you want it.

ALUMINUM RAMPS



Aluminum Ramp Pricing			
54x48	1,600 lb.	\$350	
66x48	1,600 lb.	\$375	
34x60	1,600 lb. per set	\$350	
28x48	3,200 lb. per set	\$220 (per each)	
34x48	3,200 lb. per set	\$250 (per each)	
28 & 34	Wood Ramp Kit	\$50 (aluminum parts)	



SITE PREPARATION

A solid, properly leveled site is the best insurance you can have for your new shed. Our laser leveled block foundation provides a solid, lasting base for your shed.

*When **we prepare the site**, we back your shed and site with a **10 year warranty**.*

\$2 per sq. ft.



Individual block setting (shown above).

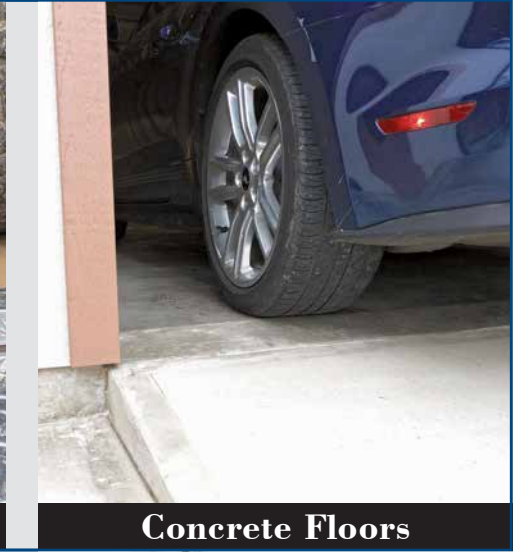


Whole shed block setting (above).

STANDARD FEATURES



Wood Floors



Concrete Floors

STANDARD FEATURES

- ❖ 4x4 pressure treated runners.
- ❖ 2x4 floor joists, pressure treated, **12"** on center, premium grade.
- ❖ **3/4"** **PerformMAX** tongue and groove flooring.
- ❖ 2x4 wall framing **16"** OC.
- ❖ **50 Yr. Warranty** "LP Smart" siding.
- ❖ **50 yr. Warranty** **MIRATEC** trim.
- ❖ Trusses 2' on center.
- ❖ 3 x 4 metal truss plates.
- ❖ Keyed tee handle door latch.
- ❖ Door sizes on 8' sheds: 56 w x 69½ h; 10', 12', 14', 16' sheds: 76 w x 73 h.
- ❖ Painted any color you want with contrasting or coordinating trim!
- ❖ Painted with 2 coats of Lifetime Warranty Sherwin Williams paint.
- ❖ 30 year dimensional shingles or 40 year metal.
- ❖ Heavy duty door hinges fastened with 2½" screws and bolts.
- ❖ Magnetic door stops on all wood doors.
- ❖ Diamond plate aluminum thresholds.



- Siding

MIRATEC®



- Trim

Perform**MAX**

- Flooring



- Paint



- Steel Siding & Roofing

FAQs

1. Do you build on site?

Yes. We build on site if the building is too large to haul or if there are obstructions (other houses, trees, permanent fences, etc.) that require it.

2. I have a fenced in yard; is this a problem?

No. Either we can carefully remove/reinstall part of the fence or build on site.

3. Can you remove my old shed?

Yes. We can move, dismantle, and remove it.

4. Do you prepare the site?

Yes. We can take care of your building, start to finish. A solid, level site is essential to the durability of any structure. Our site preparation details are on page 9.

5. Our site is very sloped, do I need to add stone or dirt?

If we prepare the site for you, adding stone or dirt is not necessary.

6. Can you match the color of my house?

Yes. You can choose any paint or shingle color at no additional charge.

7. Can you match the siding, style, roof etc. of my house?

Yes. We can match your house; we have used vinyl, log, lap, wood, and steel siding. Want a steeper roof pitch, overhangs, dormers, etc? Building custom is our specialty. The sky's the limit.

8. What about building permits?

The customer is responsible for permits, zoning, etc.
We are licensed for building in Allen County and surrounding areas.

9. What about payment?

We prefer cash or check on delivery.
We also offer Rent-to-Own or traditional financing.

10. Do you move sheds?

Yes. Ask us for the details.

11. What about delivery?

Free delivery within 30 miles. \$4-\$5 per mile over 30 miles,
in an approximate 100 mile radius.

ABOUT US

Yoder's Quality Barns is a family owned business near Bluffton, Indiana.

We specialize in building a quality structure, just the way you want it. This brochure shows you some standard designs. Since we build locally, you can come right to the source and place your order to match any colors, style, or design you choose.

We guarantee customer satisfaction. Backed by a 10 year warranty and 25 years of experience, rest assured that your building will last, look great, and add value to your property for years to come.



WARRANTY INFORMATION

We feel so confident we are giving you a quality, lasting product, that we back it with a **10 year warranty** when you choose our site preparation. That covers the entire shed, top to bottom, **including normal wear** from any defects in materials and workmanship. **Period.**

CUSTOM STRUCTURES



We also sell quality carports by:

NORTHEGE

STEEL

